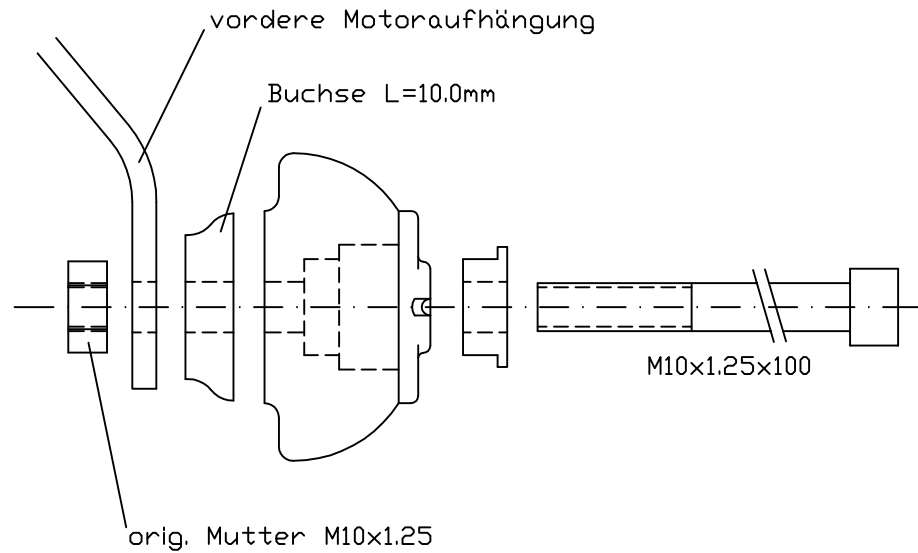


Anbauhinweise für die Crash-Pads Honda Hornet 600 '02 - '06

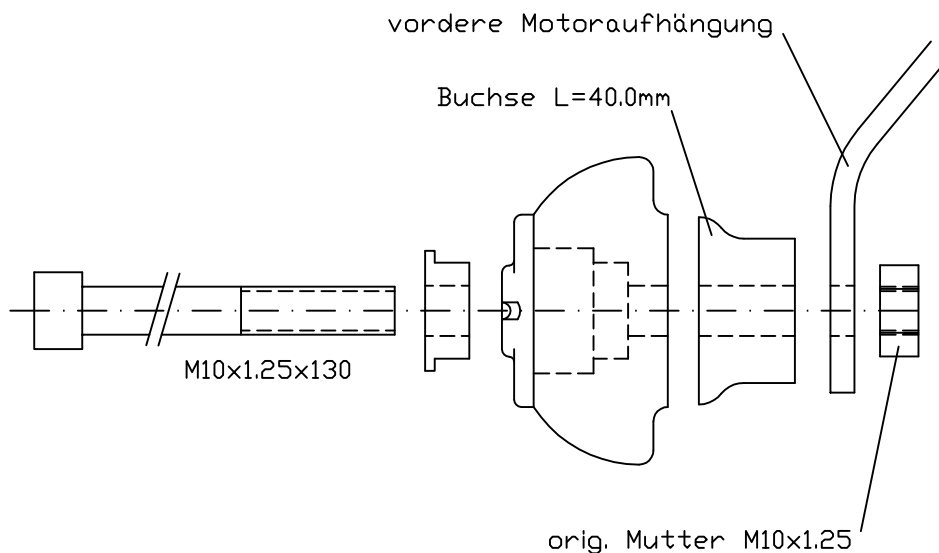
Art.-Nr.: 550H080

Wichtig: Wenn Sie kein ausgebildeter Mechaniker sind, wenden Sie sich bitte an eine Fachwerkstatt.

Anbau der rechten Seite:



Anbau der linken Seite:



LSL-Motorradtechnik GmbH • D-47809 Krefeld

www.lsl-motorradtechnik.de

Stand: 21.03.2011

Fitting instruction Crash-Pads Honda CB600 Hornet '02 - '06 Part.no.: 550H080

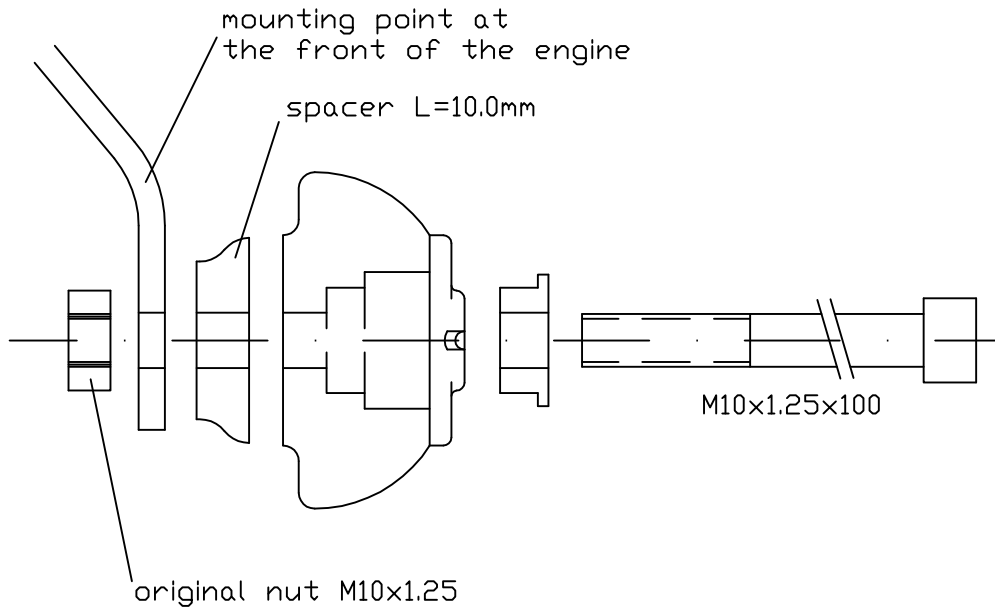
Important: If you are not a trained motorcycle mechanic stop now. Ask a local motorcycle shop to do the work for you.

Please take extra care!

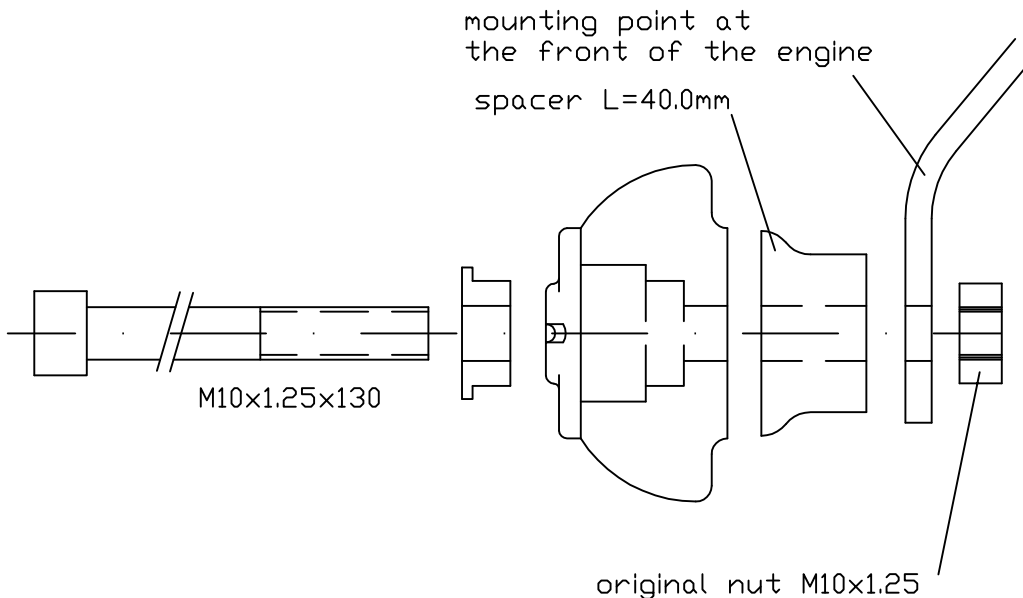
You have to mount the crash-pads one side after the other! Do not loose more then one engine mounting bolt at the same time!

The tightening torques refer to the manufacturer's instructions!

Fitting of the right side:



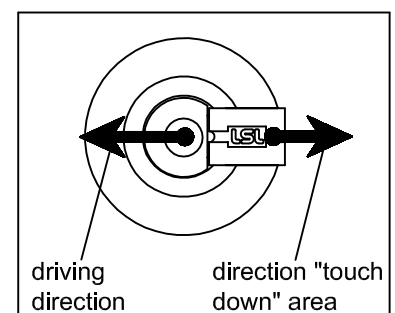
Fitting of the left side:



LSL-Motorradtechnik GmbH • D-47809 Krefeld

www.lsl-motorradtechnik.de

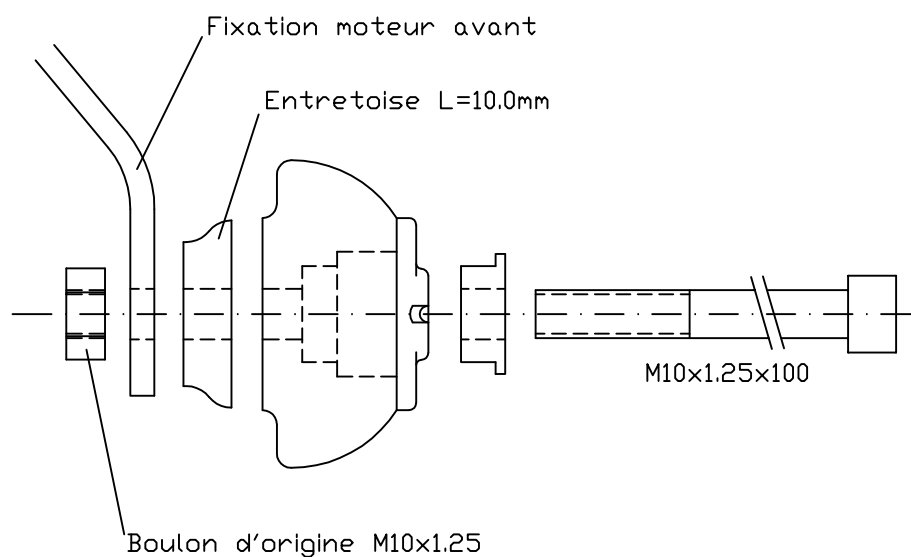
Stand: 21.03.2011



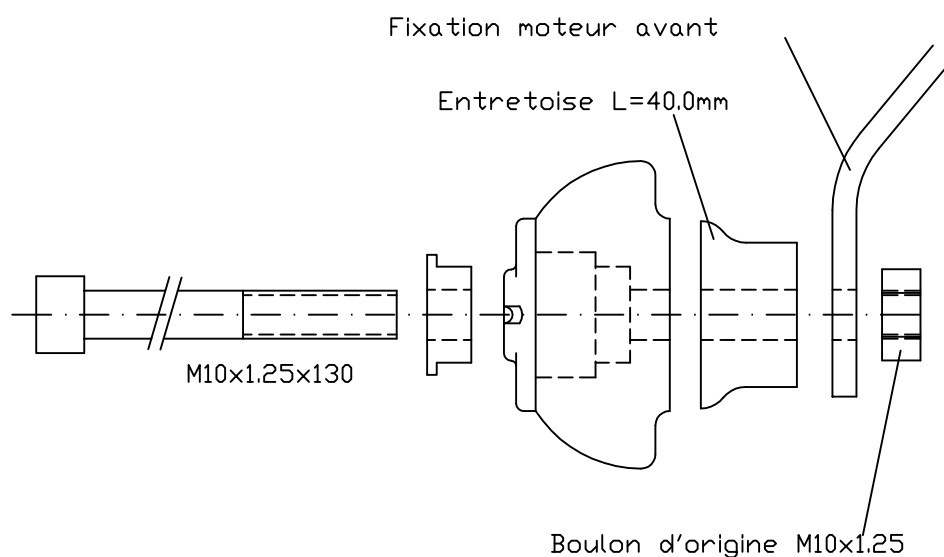
Instructions de montages des Crash Pad pour Honda CB600 Hornet '02 - '06
N° article : 550H080

Important : Le montage doit être fait par un professionnel

Montage côté droit:



Montage côté gauche:



LSL-Motorradtechnik GmbH • D-47809 Krefeld

www.lsl-motorradtechnik.de

Stand: 21.03.2011



LSL-Motorradtechnik GmbH • D-47809 Krefeld

www.lsl.eu